

KeNIC AUCTION PLATFORM QUICK GUIDE

Introduction

As part of second level domains (SLD) roll out and as per the SLD policy, premium domains are to be auctioned during landrush period which runs for 30 days.

To actualize this, and also to incorporate continual domains auction past land rush, an online platform has been developed to allow registrants place their bid(s) for their chosen domain(s).

This is a quick guide on the platform usage and also features common questions that might be asked by clients.

Common Questions:

1. What's the URL (link) for accessing the platform?

<http://auction.kenic.or.ke>

2. Who is eligible to bid?

Bidding for every domain is open to members of the public (all potential registrants), both locally and abroad.

3. What do I need to bid?

There isn't prequalification so long as you provide correct sign up details on the online platform especially contacts.

4. How is payment handled?

No payment will be done until the bid is closed for each domain after which highest bidder will be awarded. The highest bidder will have to make payment DIRECTLY to KeNIC before being allowed to register the domain through his/her preferred registrar.

5. What's the auction period for a domain?

Each domain will be open for auction for a period of 30 days beginning immediately it is uploaded on the online platform. The timer on the platform is automatic and reduces gradually before closing auction after exactly 30 days.

6. What happens after domain auction period comes to an end?

For each domain, after 30 days, all the bids will be evaluated by the SLD committee and the domain awarded to the highest bidder. The SLD committee will contact the winner with details on the next steps.

7. How will I know if I have won the bid?

For each domain, SLD committee will communicate directly to the winner.

8. How will payment be handled between registry and registrar?

Bid winners will make payments directly to KeNIC. The winner will have to confirm to KeNIC his/her chosen registrar.

9. Is the bid price inclusive or exclusive of VAT?

The bid price is exclusive of VAT.

10. What next in case of a tie on a bid for a domain

In case of a tie where there are more than one winners, the domain will be subjected to further auction pitting the winners only.

11. Is the list of premium domains on the Auction portal Final?

No. Premium domains will be listed periodically during land rush period.

12. What Currency that can be used on the portal?

The portal uses KES (Kenya Shilings).

13. Is it possible for the Registry to re-open a closed bid?

A bid for a domain will be re-opened ONLY in a case where there is no clear winner i.e. there is a tie on the highest bidders. In this case auction for the affected domain will be opened strictly for the highest bidders in a tie for a period determined by the registry.

14. What happens if the highest bidder fails to pay?


In this case the registry will award the domain name to the second highest bidder.

Auction platform usage guideline

For New Users:

Access the online auction platform via this link <http://auction.kenic.or.ke>

Figure 1.1 : Homepage overview




Click on Register buttons, either on the top right or middle of the homepage to access registration terms acceptance page as shown below:

Figure 1.2 : Registration terms acceptance page

The image shows the registration terms acceptance page. At the top, there is a breadcrumb trail: 'Kenic > Registration > Terms and Agreements'. The main heading is 'Registration'. Below the heading, there is a 'Date of birth' section with three dropdown menus for day, month, and year. Below the date of birth section, there is a large text area labeled 'Terms'. At the bottom of the page, there is a checkbox labeled 'I have read and agree to the terms and conditions.' and a blue 'Continue' button.


Fill in date of birth, check on acceptance checkbox and click on continue to move to the details capture page as shown below:

Figure 1.3 : Details capture page

 Stores

[Kenic](#) > [Registration](#) > [Account](#)

User Registration

 **Choose your role**

Select

Username

Password

Strength

Verify password

Email

Verify email

Secret question

Select

Secret question

Select

Secret answer



Powered by: Kenic

Copyright © 2017 iLance, Inc. | [News](#) | [About](#)

Fill in the details and click on continue to proceed to contact information page as shown below: NB: Under 'Choose Your Role' field select 'Buyer'.

Figure 1.4 : Contact info capture page

[Kenic](#) > [Registration](#) > [Contact](#)

State / Province

Nairobi Area

City / Town

Nairobi


Zip Code

Time zone

11:16 AM - GMT +03:00 (EAT) - Africa/Nairobi

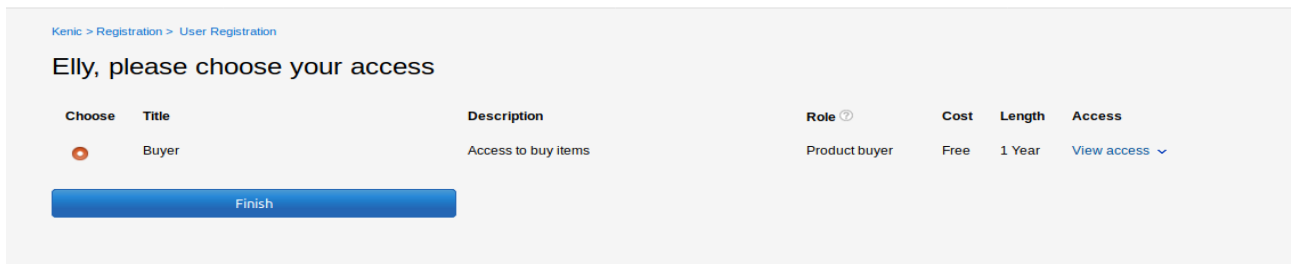
Currency

KES - KSh (KES)



Fill in the correct details and click on continue to proceed to access selection page as shown below:

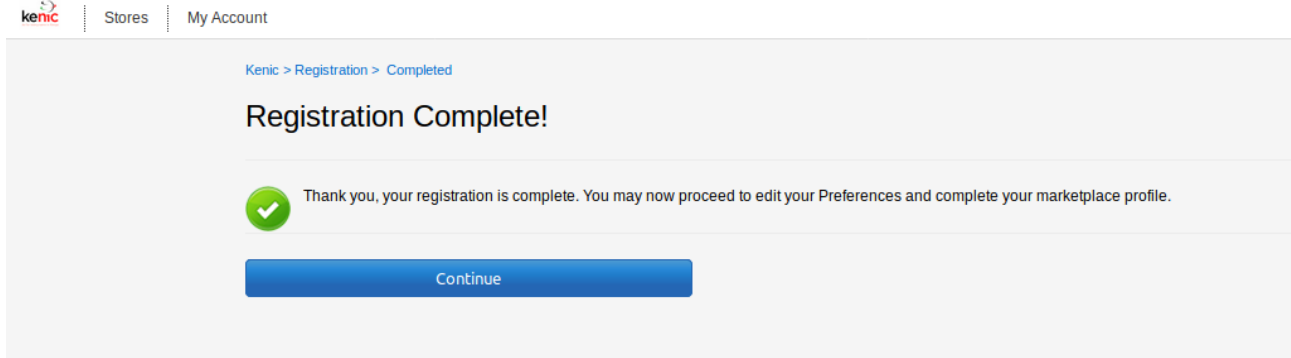
Figure 1.5 : Access selection page



Powered by: Kenic
Copyright © 2017 iLance, Inc. | [News](#) | [About](#)

Click on Finish to complete your registration. You'll be taken to a registration success page as shown below:

Figure 1.6 : Registration success page




Powered by: Kenic
Copyright © 2017 iLance, Inc. | [News](#) | [About](#)

Click on continue to start bidding!

Placing a bid

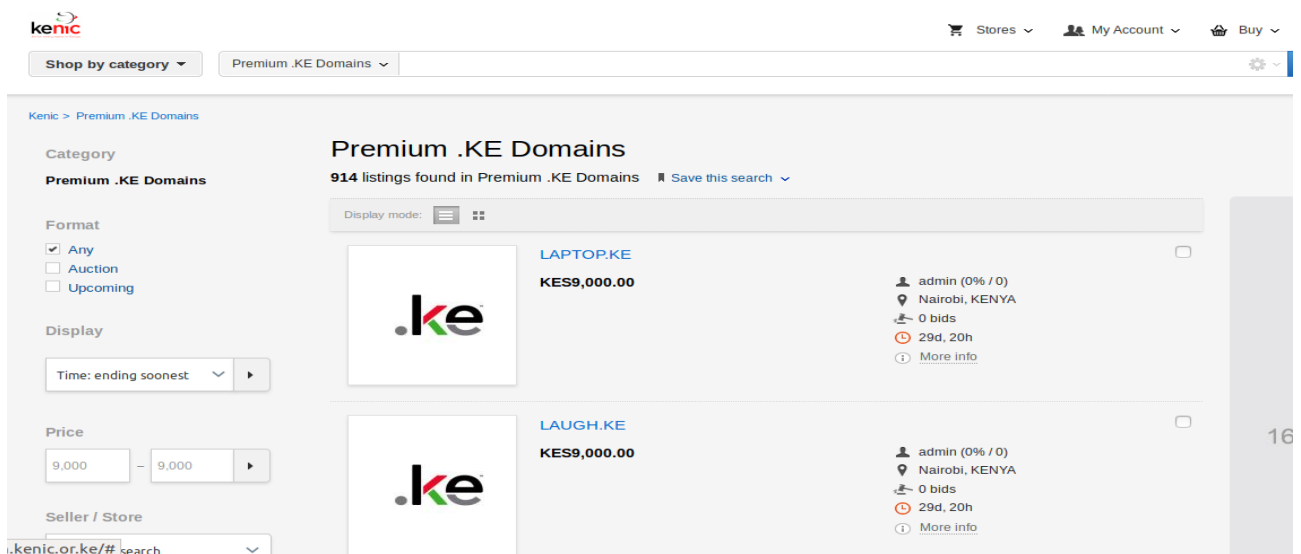
Sign in to access user homepage as shown below:

Figure 2.1 : User homepage



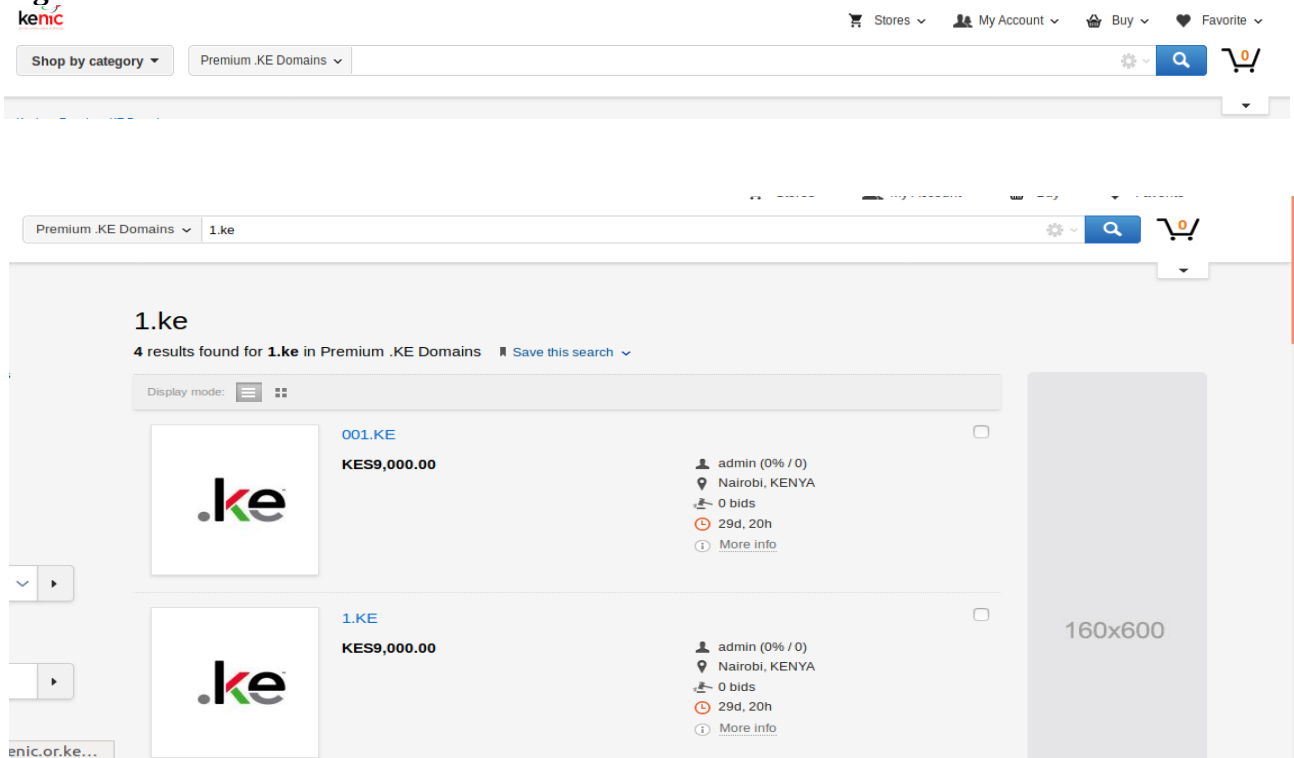
Click on the 'Premium .KE Domains' under All Categories to access list of available domains as shown below:

Figure 2.2 : Domains listings page



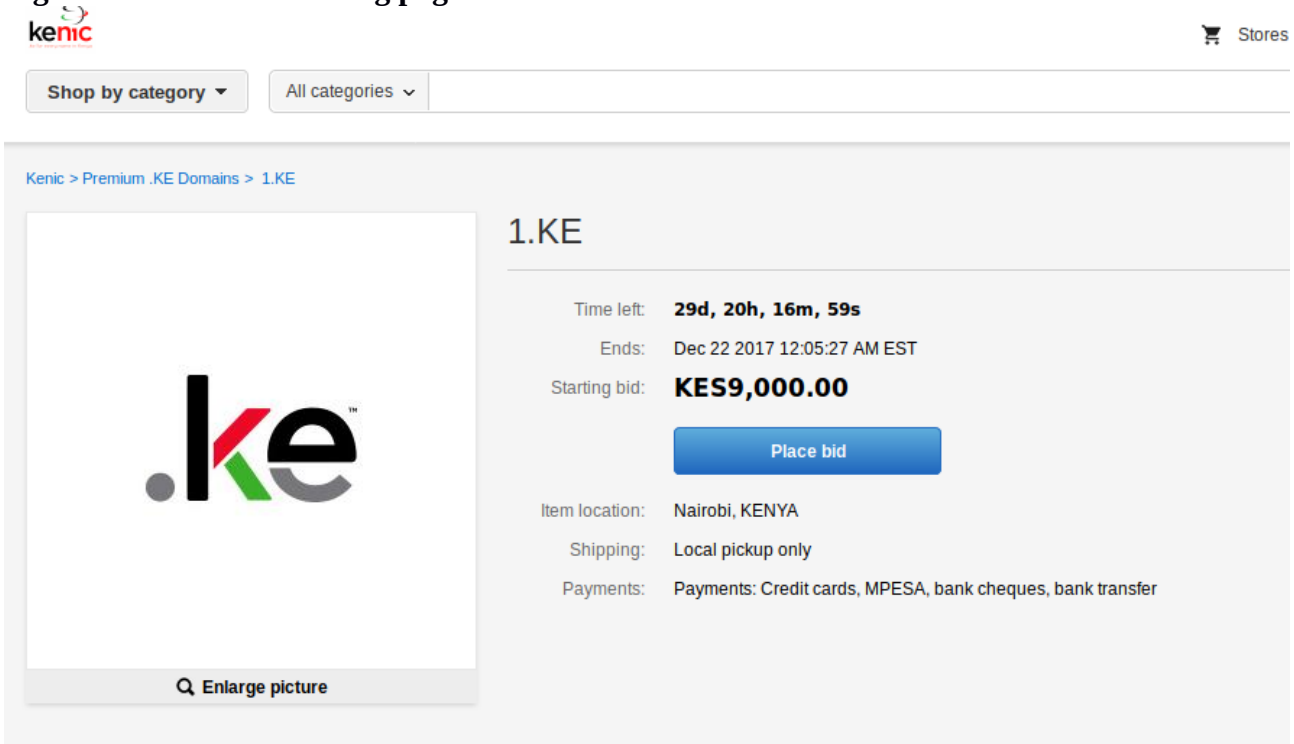
To access a specific domain faster, use the search field as shown below. Type the name of the domain and click search.

Figure 2.3 : Search field



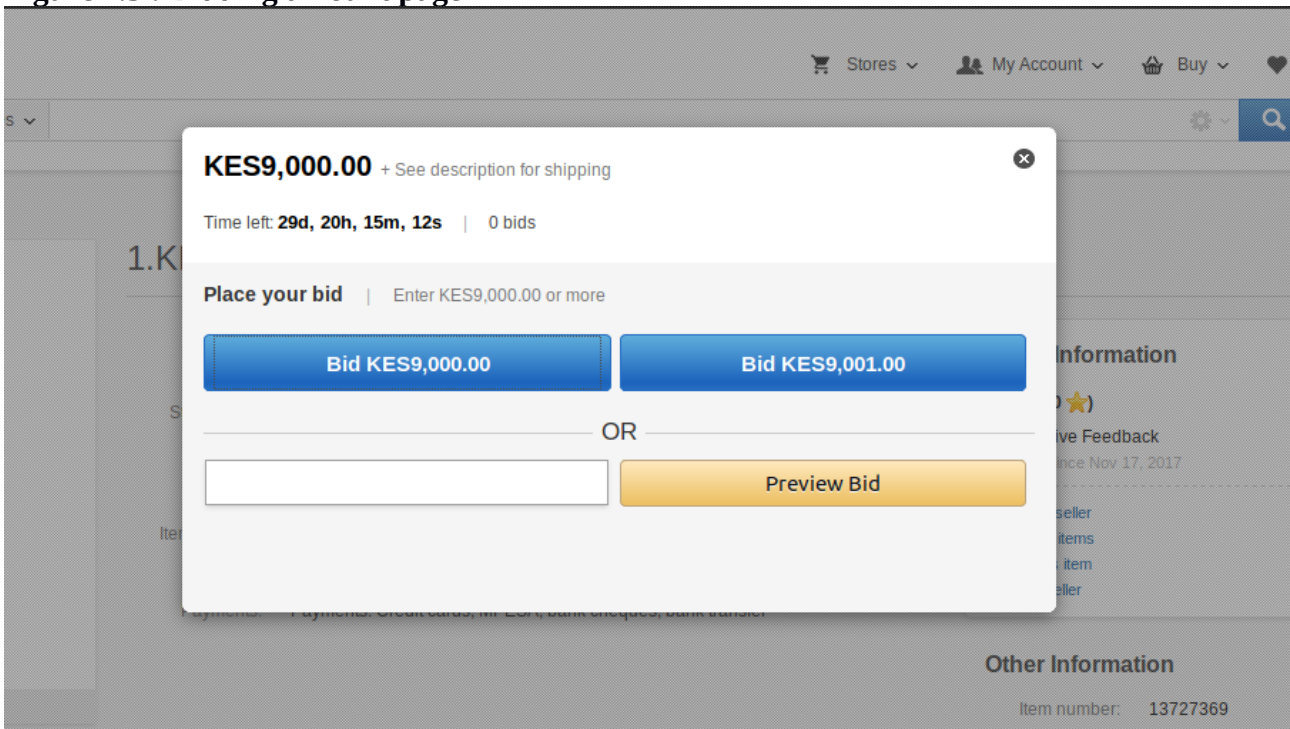
Click on the domain to select it. This will take you to the domain's bidding page as shown below:

Figure 2.4 : Domain bidding page



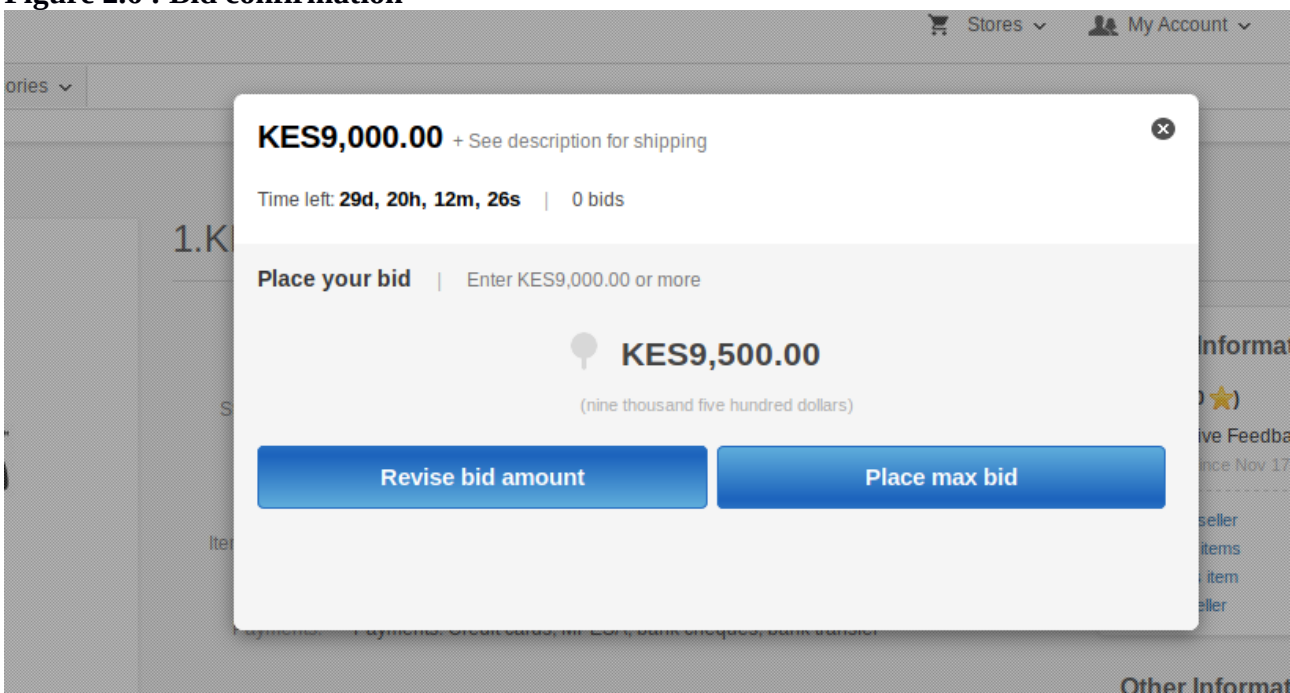
Click on 'Place bid' button to place your bid for the domain.

Figure 2.5 : Bidding amount page



Enter your bid amount before clicking 'Preview Bid'. NB: Your bid amount MUST be higher than the displayed base price.

Figure 2.6 : Bid confirmation



As shown above, click on 'Place max bid' to complete your bid or you can revise bid amount before completing.

Success, your bid was placed!

Figure 2.7 : Bid success

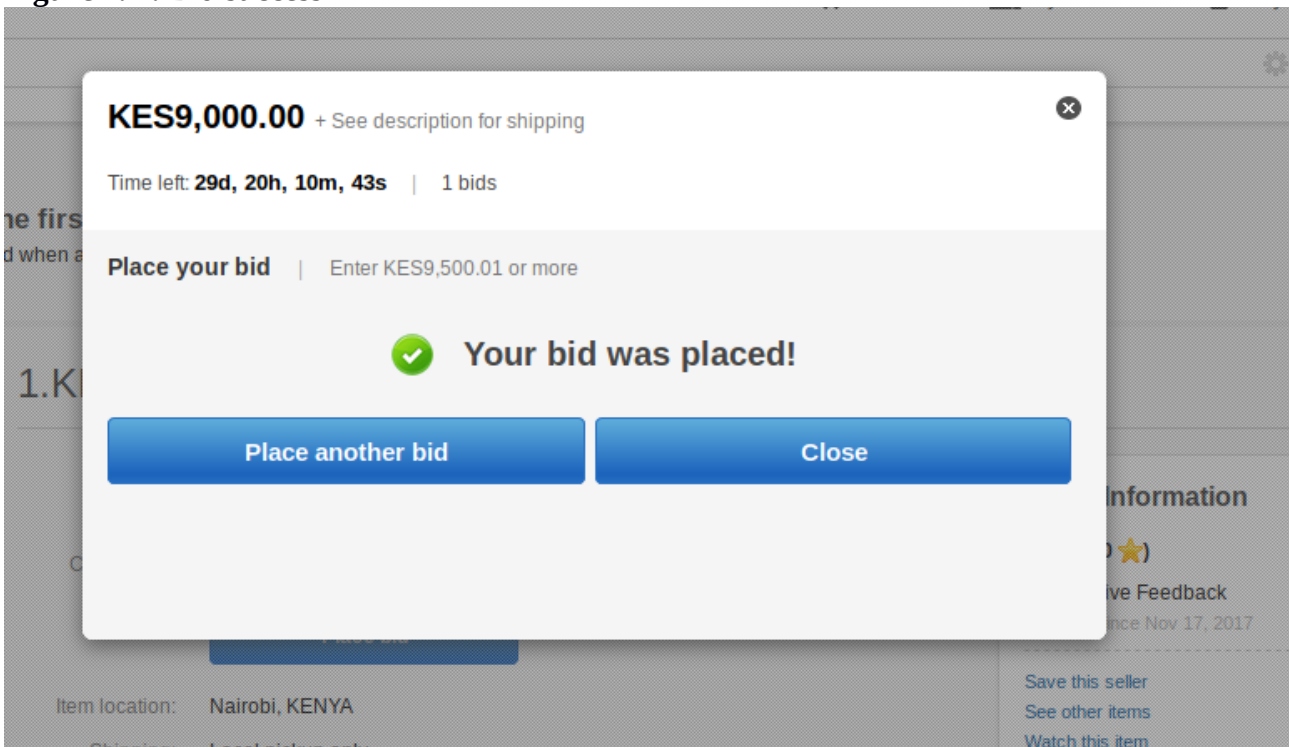
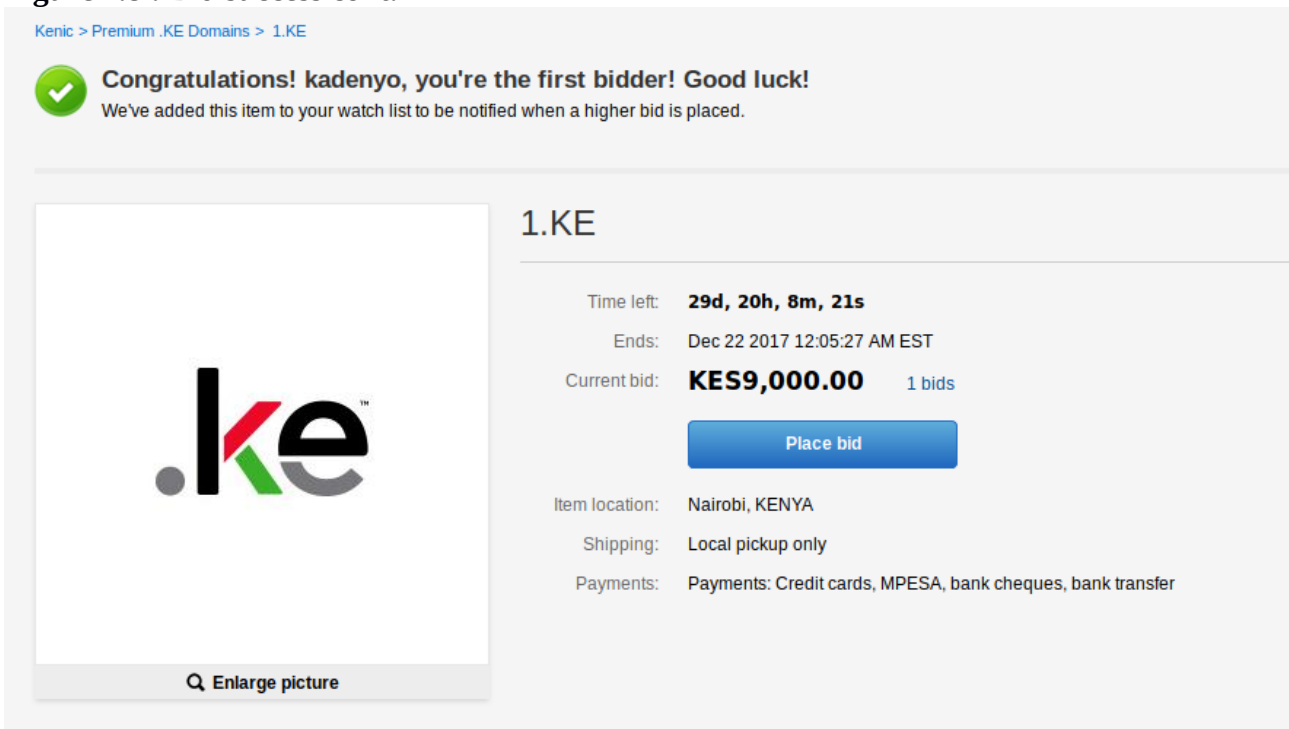


Figure 2.8 : Bid success cont.



END